

**P: 1300 794 555**

Drawing  
Melina Al

Source

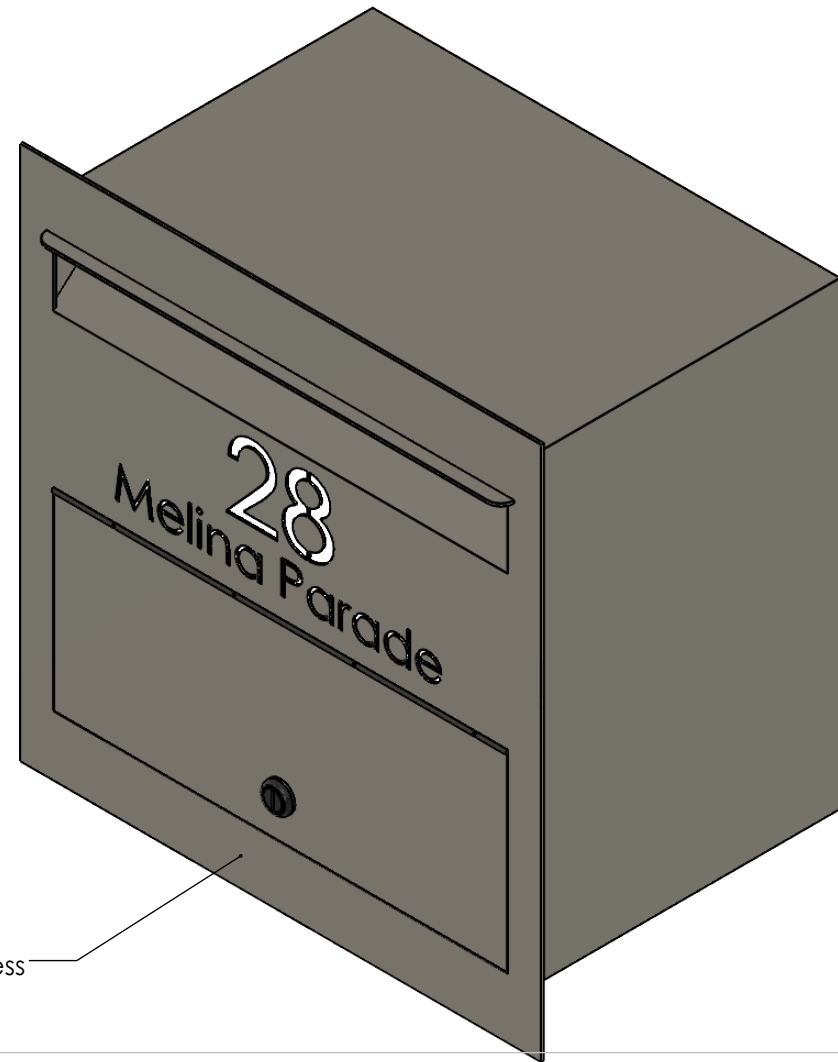
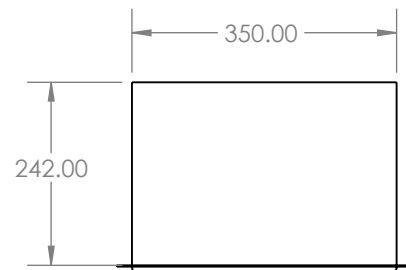
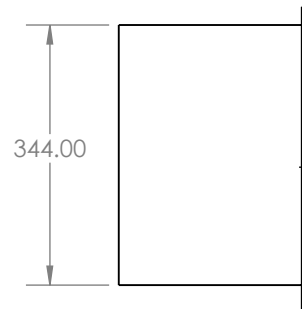
Date

7/10/2021

Approved:

Date

Customer



HD Alum Face w/Key  
Lock Front Door and Laser  
Through Cuts Address;  
**Finish:** P/Coat Pearl White  
w/ Black behind the Address

**NOTE:** General manufacturing tolerances apply and please consider these when planning your works. Add on 10mm overall to allow clearance on openings. We recommend that these mailboxes are refitted (where applicable) which allows for future service-ability if required and avoids damage to the unit.

This item is being specially manufactured and may take some time. Please use this drawing to make allowances in your construction to retrofit this item if necessary. To avoid damage to this product it is recommended to fit after construction or at time of rendering.

## Stainless Steel needs some loving care!

We recommend Nanocoat 2:1 for protection against tea staining and the elements.



This drawing is the property of Mailmaster Letterboxes  
and copyright is claimed.  
Unauthorised distribution of this drawing is prohibited.